

CDA: Anaheim a "Successful" Show

by Ramon Garcia, Account Executive



Ramon Garcia talks shop with our partners at DentalXChange. Speaking to Ramon are, from left to right, Sherri vanderWelle, Scott Wellwood, and LeeAnn Eyres.



CDA 2011 in Anaheim was very successful for Datacon Dental Systems. We were happy with the outcome and turnout. We had many Southern California clients stop in along with their Northern California constituents. They came to view upgrades and exchange ideas about their practices with us and their peers.

Many doctors got the chance to sign up for training at the special CDA show rate which was 2-for-1 training hours. Several offices were looking to take advantage of all the features Datacon has to offer. Other practice members were looking to share their ideas on improvements to the system. They relayed the distinct nuances that vary from office to office. As always, Datacon values this feedback and we take great care to cater to our clients' growing and changing needs.

We had visits from our partners at DentalXchange as well as collaboratory meetings with representatives at PBHS, DemandForce, and PlanMeca radiography.

Additionally, we are proud to relay that we have secured a relationship with Dental Technology Consultants. They will be assisting Datacon in hardware and IT rollouts throughout the nation. We are very happy to be working with their president and founder, Dr. Lorne Lavine, also known as The Digital Dentist. More information about them can be found at www.thedigitaldentist.com.

This show gave us the chance to see what is available to our clients on the Mac platform as more companies evolve their products to fit the desires of the clients. There was much new-user interest that came from clients seeking to move onto a Mac platform. Our niche in the industry as having one of the only systems with ability to run on both Macs and Windows PCs is making us more attractive to both established, and newly minted, doctors.



Software Trainer, Julie Thompson, and Ramon speak with Dr. Gressard about the future growth of his practice and how Datacon can help.



Buddy Kurz entertains Scott and LeeAnn from DentalXChange.

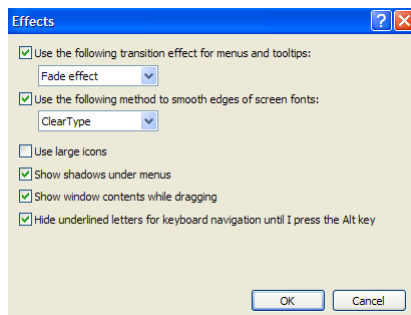
Smooth Type on Windows Systems

In conducting our ongoing research and development with regards to pcLink for Windows, we discovered that the default display settings for Windows XP (and possibly other versions) do not use ClearType font smoothing.

When ClearType is turned on, Datacon screens can look much better.

To turn on ClearType font smoothing:

- Go to display options (right click the Desktop and choose "Properties")
- Click the Appearance tab.
- Click on the Effects button.
- Change the Screen Font Smoothing method to ClearType.



This can be referenced at: support.microsoft.com/kb/306527

Coming soon: Datacon 3.6D

At CDA: Anaheim 2011, Datacon was showcasing the newest version of our software, Datacon 3.6D which includes many new features. Most of the screens have an updated appearance with additional use of check boxes, topdown menus, and close boxes, and there is more support for mouse navigation. These changes have been designed to have a minimal impact on the keystrokes our experienced users expect while making it simpler to train new users.

We have addressed a number of requests from our clients including the following:



- Perio exam allows saving your place in the exam script to go back and update any tooth.
- In addition to the patient, we now support texting to the account cell phone.
- There is now an option to separate credits from other aged balances. Balances can be totaled in current, 30-60, 60-90, 90-120, over 120, and credits.
- The on-screen text for customized notes can now be color coded.
- The software now defaults to hiding inactive people in the list of doctors or users.
- There is now a nickname field available on the patient contact screen.

We plan to roll out the newest version in the coming weeks. A Datacon representative will be calling to set up a time to load this update onto your system.



Update pcLink! Download today.

When looking at your Datacon system on your Windows PC or Mac, do you see the old Datacon logo? If so, then be sure to update your version of pcLink by going to our website and downloading the newest version for your workstations. pcLink must be downloaded and installed on each workstation individually.



Upcoming Afternoon Classes and Events

June

Thursday, 6/16
1 - 4 pm
New User Seminar *

Tuesday, 6/21
1 - 4 pm
AirTight Recall *

July

Monday, 7/4
Holiday Observance
Offices Closed

Thursday, 7/7
1 - 4 pm
New User Seminar *

Tuesday, 7/12
1 - 4 pm
Analysis Reports Seminar

August

Tuesday, 8/2
1 - 4 pm
New User Seminar *

Thursday, 8/11
1 - 4 pm
Power User Seminar *

Thursday, 8/25
1 - 4 pm
AirTight Recall *

Also, all classes are available via the Internet by appointment

* Qualifies for CE Credits

How to download:

- Go to:
datacondental.com/downloads
- Choose pcLink for the Mac or PC
- Click **DOWNLOAD >>**
- Run the install program